



# Apex 300

## Versatile Power Station

Start Simple, Scale Smart

### Low Upfront Cost, High Flexibility Power

The BLUETTI Apex 300 is a versatile all-in-one power station with multiple outputs, offering unmatched flexibility and affordability. Start with a cost-effective single unit for essential backup, and seamlessly scale up with smart accessories to power your RV, off-grid life, or keep your home running during outages.



40% Longer Battery Life,  
TOP1 Energy Efficiency



2-Year  
Payback



2,764.8Wh-58kWh Capacity  
3,840W-11.52kW Power



2.4kW-19.2kW  
Solar Input



Magic Button,  
One-Tap Access



Visual Savings &  
Precise Control via BLUETTI App



9 Ways  
to Power Up



20ms  
UPS Backup

### Apex 300 Smart Energy Ecosystem

#### Custom Home Backup, Scaled to Your Needs

- DIY Backup for 1-7 Days (Hub A1+B300K/B300/B300S)
- Smart Load Optimization (S1 Smart Plug)
- Maximize Rooftop Solar Efficiency (SolarX 4K)



#### Off-Grid Power, Just Like Home

- Ultra-Fast Solar Charging (SolarX 4K)
- Expand Energy Storage as Needed (B300K/B300/B300S)
- Seamless Mobility for Multi-Use (Trolley)

#### RV Power, Designed for Life on the Road

- One-stop DC Solution for Whole RV (Hub D1)
- Expandable Battery for Longer Adventures (B300K/B300/B300S)
- Fast On-the-Road Charging (Charger 1)
- Dual Charging for Max. Efficiency (Charger 1 + Solar Panels)

# Apex 300

### Scalable Power Solution Covering All Needs

#### Plug-and-Play

20ms

UPS Backup Power

Apex 300 packs 2,764.8Wh capacity and 3,840W output (7,680W lifting power), supporting your critical devices running during outages within 20ms.



#### Partial Home Backup

Uninterrupted power during short & frequent outages

Reduce electricity costs while ensuring seamless power. It instantly switches to backup mode during outages to keep essentials like your fridge, router, and CPAP running smoothly.



#### Whole-Home Backup

Upgrade Your Power Setup in Minutes

Customize your power solution based on your needs. Ultra-flexible, low entry cost, with easy future upgrades—expand to whole-home backup in just 5 minutes.





All-in-One AC+DC Power for Your RV

As a Plug-and-Play Power Source

The Apex 300 features 4 AC outputs that can be directly connected to the RV's air conditioner, oven, coffee maker, heater, and more. The [Hub D1](#) can be easily mounted on the Apex 300, saving space and providing versatile options to charge your DC devices.



Comfortable RV Living for the Long Haul

Apex 300 paired with the [Hub D1](#) offers an easy DIY solution for full AC+DC power in your RV. With a built-in installation, it covers all your DC power needs and allows simple AC plug-and-play connections for devices like coffee machines and ovens. Enjoy seamless, reliable power on your RV trips.

Redefining Off-Grid Power Experience


Energy Freedom for Off-Grid Living

With up to 3,840W output and 7,680W surge power, the Apex 300 easily runs high-power tools like saws, drills, air compressors, and even devices with high startup power demands. No longer worry about overloading while working in your studio.













Automatic Power to Keep You Connected and Productive

Create your own off-grid power system by installing the Apex 300 with an outlet box in your cabin. Enjoy the convenience of grid-like power, keeping your AC appliances running smoothly, even off the grid.



Optional Accessories Upgrade Your Power Setup


		Use Case	User Benefit
	Hub A1	Connect up to 3 Apex 300 units in parallel	1. Plug and Play. 2. Charge up to 3 Apex 300 units all at once while connected to the grid, delivering up to 11.5kW output.
	Hub D1	Features USB-C, Cigarette Lighter, and a 50A Anderson port for diverse power needs.	Delivers up to 700W DC output, offering flexible and reliable power for various devices.
	SolarX 4K	Supports up to 500V VOC and 4,000W solar input for increased charging capacity.	Boosts Apex 300 solar input to 4,000W and simplifies connecting more solar panels.
	S1 Smart Plug	Control and monitor power supply and usage remotely.	Home appliance automation, remote control, scheduling control, management, and map energy usage.
	Charger 1	Charges Apex 300 via car Alternator Charger.	1. Easy to install. 2. Up to 560W charging power. 3. Compatible with most vehicles.
	Foldable Trolley 2	Designed to easily transport the Apex 300, expansion batteries, and accessories.	Features large wheels for smooth movement, a retractable handle for easy handling, and secure buckles for stable Apex 300 installation.
	Charging Cable (Via EV Station)	Charges the Apex 300 with an EV charging station at 50A, 208V/240V, with up to 11.52kW output.	Enables rapid charging from EV stations, ensuring quick power access on the go.
	Battery Connection Cable (10.6", 90° bend)	Connects the Apex 300 power station to the B300K battery pack.	Shorter design with a 90° bend for better energy transfer and cleaner cable management.
	Battery Connection Cable (31.5")	Connects the Apex 300 power station to the B300K battery pack.	Longer length allows versatile layouts with multiple devices and batteries.
	12V/24V Battery Charging Cable	Use to charge Apex 300 from 12V/24V lead-acid/ lithium battery.	Enable emergency power backup while in need, contract cramp design for universal compatibility

Flexible to Charge, Efficient to Power


Super-Fast Solar Charging 4kW-19.2kW

With BLUETTI's self-developed [SolarX 4K](#)—the world's first 4,000W PV voltage regulator, you can achieve 4kW-19.2kW solar input. Integrate this system with existing roof solar setups via AC coupling, ideal for DIY enthusiasts looking for multiple charging solutions.







Standard Solar Charging




AC + Solar Dual Charging




Generator Charging




Turbo Boost AC Charging




RV Park Chargers



Alternator Charging via Charger 1



Dual Charging via Solar + Charger 1



EV Chargers

Specifications

Battery Capacity	2,764.8Wh (51.2V/54Ah)
Battery Type	LiFePO <sub>4</sub>
Weight	About 38kg (83.78lbs)
Dimensions (L × W × H)	525 × 327 × 320mm (20.67 × 12.87 × 12.6in)
Charging Temperature	0°C to 40°C (32°F to 104°F)
Discharging Temperature	-20°C to 40°C (-4°F to 104°F)

AC Output	
AC socket ports	3,840W Max. in total, 230V, 16.7A Max., 50/60Hz (AU: 15A Max. each port)
1 × 50A AC Input/Output (P050A)	3,840W Max., 230V, 16.7A Max., 50Hz / 60Hz

AC Input	
10A AC Input (Standard)	2,300 Max., 230V, 50Hz / 60Hz, 10A Max.
50A AC Input/Output (P050A)	230V, 50A Max. (Charging + Bypass)
AC Charging (Requires Hub A1)	3,840W Max. (80% in 45 mins @15°C to 25°C / 59°F to 77°F)
DC Input (2 × XT60PM-M)	1,200W Max. per port, 12V-60V, 20A Max.
AC + DC Charging	Apex 300: 3840W Max Apex 300+1~6 B300K: 6240W Max

Battery Expansion Port	
Nominal Voltage	51.2VDC, 90A Max.

Parallel Port	
Interface	P050A
Output Current	50A Max.



Contact Us